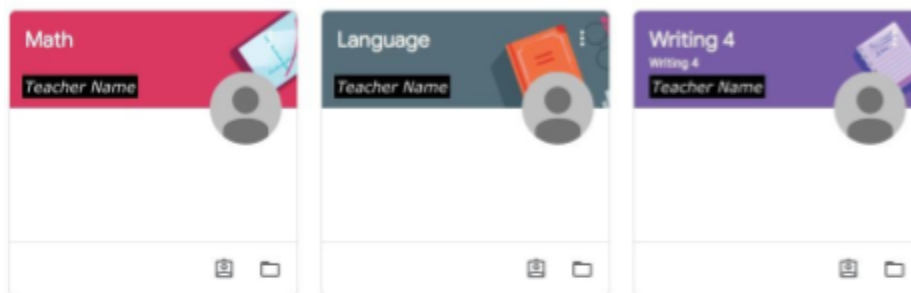


PARENT QUICK REFERENCE GUIDE
Voorhees Township Schools
Remote Learning & Video Conferencing

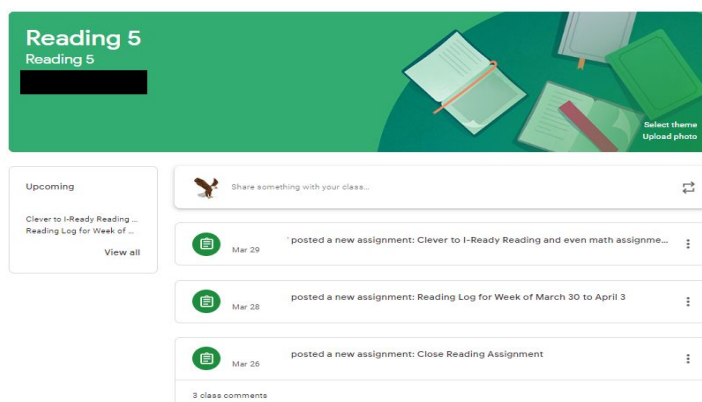
GOOGLE CLASSROOM

Directions Using a Computer Or an iPad

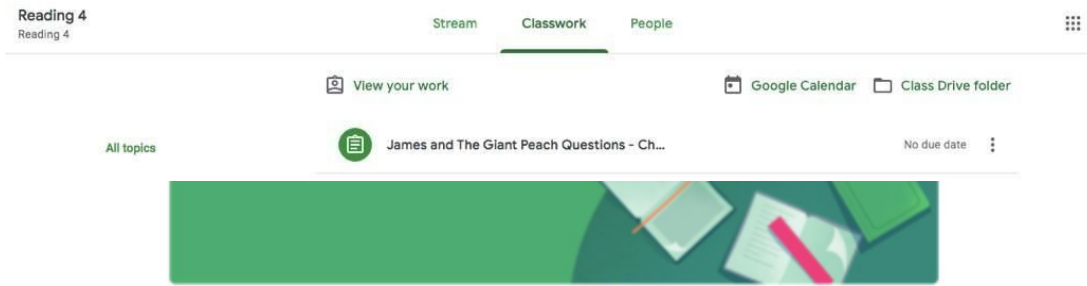
1. Google Classroom can be accessed on an iPad through the Google Classroom App or by going to classroom.google.com through Google Chrome on a PC or laptop.
2. Type in your username: **224#####@voorhees.k12.nj.us**
3. Enter your password which is your birthday + vt and click **Next**
example: 2/1/2009vt
 - A list of classes will appear for you to click to access work by your child's teachers.



- Click on a class to view work from the teacher. The class will default to the Stream tab where announcements and brief assignment descriptions may appear.




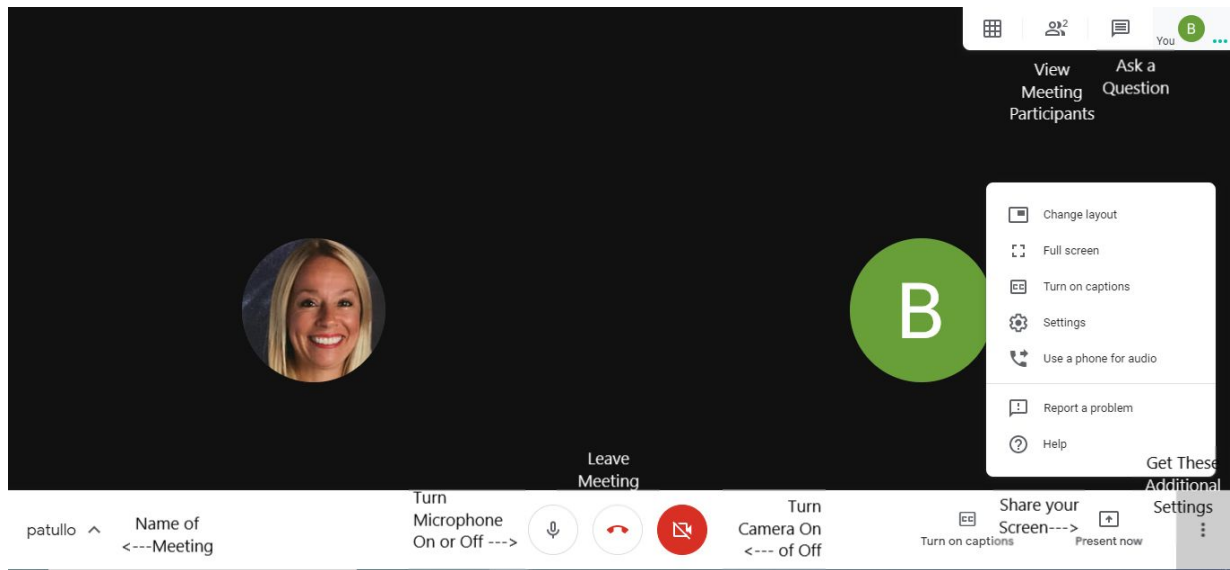
- Students should go to the Classwork tab to complete assignments.




GOOGLE MEET

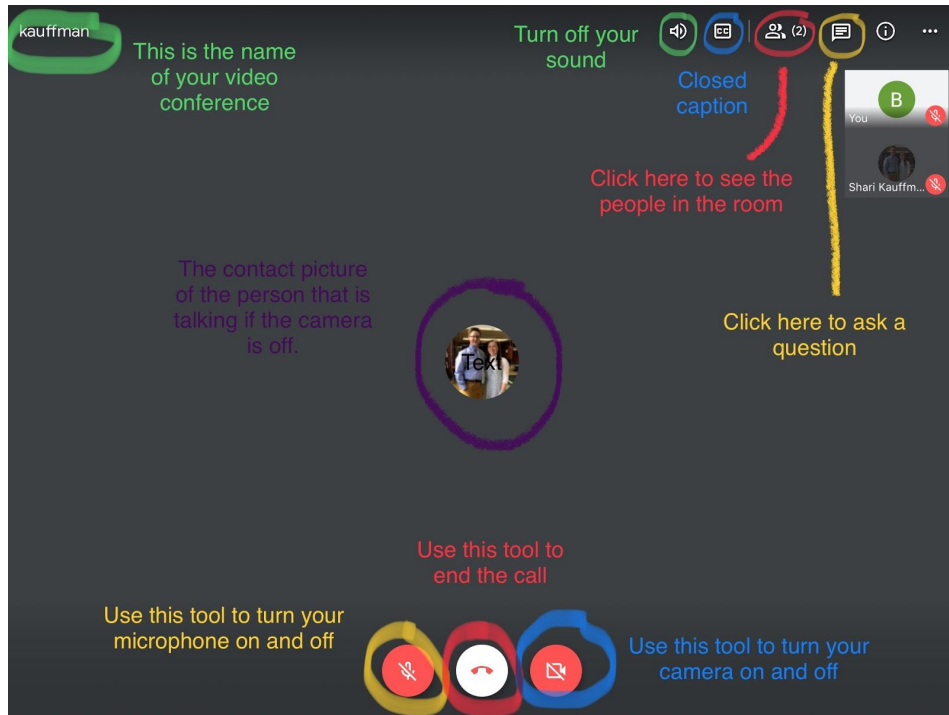
Directions Using a Computer

1. Open the Google Chrome Browser
2. In the address bar at the top of the screen, type meet.google.com
3. Look in the top right corner of the screen, click **Sign in**
4. Type in your username: **224#####@voorhees.k12.nj.us**, click **Next**
5. Enter your password which is your birthday + vt and click **Next**
example: 2/1/2009vt
6. On the Google Meet site, click on **Use a meeting code** in the center of the screen
7. Enter the name of the meeting code (nickname) that your teacher provided for you and click **Continue**
8. Click **Join Now** 
9. Once you join the meeting, there are many tools that you can use



Directions Using an iPad

1. Open **Meet** on your iPad 
 - a. If on a school iPad, it automatically downloaded already
 - b. If on a personal iPad, go to the app store, search then download **Hangouts Meet by Google**
2. Type in your username: **224####@voorhees.k12.nj.us**, click **Next**
3. Enter your password which is your birthday + vt and click **Next**
example: 2/1/2009vt
4. Tap **Enter a Meeting Code**
5. Enter the name of the meeting code (nickname) that your teacher provided for you
6. Tap **Join Meeting**
7. Once you join the meeting, there are many tools that you can use



If you're experiencing any difficulty with these platforms, please contact your child's teacher for assistance. We hope you and your family can start to feel more connected with the use of these tools during this remote learning experience.