


enVisionmath[®]2.0
SCOTT FORESMAN • ADDISON WESLEY

PARENT HANDOUT



Pearson

COMMON CORE CLUSTERS BY GRADE AND DOMAIN

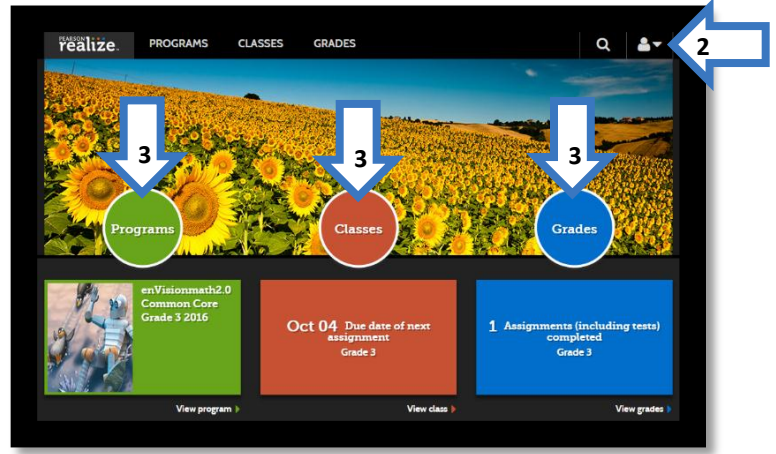
CoreStandards.org

Grade	COUNTING AND CARDINALITY	OPERATIONS AND ALGEBRAIC THINKING	NUMBER AND OPERATIONS IN BASE TEN	NUMBER AND OPERATIONS— FRACTIONS	MEASUREMENT AND DATA	GEOMETRY
K	<ul style="list-style-type: none"> • Know number names and the count sequence. • Count to tell the number of objects. • Compare numbers. 	<ul style="list-style-type: none"> • Understand addition as putting together and adding to, and understand subtraction as taking apart and taking from. 	<ul style="list-style-type: none"> • Work with numbers 11–19 to gain foundations for place value. 		<ul style="list-style-type: none"> • Describe and compare measurable attributes. • Classify objects and count the number of objects in categories. 	<ul style="list-style-type: none"> • Identify and describe shapes. • Analyze, compare, create, and compose shapes.
1		<ul style="list-style-type: none"> • Represent and solve problems involving addition and subtraction. • Understand and apply properties of operations and the relationship between addition and subtraction. • Add and subtract within 20. • Work with addition and subtraction equations. 	<ul style="list-style-type: none"> • Extending the counting sequence. • Understand place value. • Use place value understanding and properties of operations to add and subtract. 		<ul style="list-style-type: none"> • Measure lengths indirectly and by iterating length units. • Tell and write time. • Represent and interpret data. 	<ul style="list-style-type: none"> • Reason with shapes and their attributes.
2		<ul style="list-style-type: none"> • Represent and solve problems involving addition and subtraction. • Add and subtract within 20. • Work with equal groups of objects to gain foundations for multiplication. 	<ul style="list-style-type: none"> • Understand place value. • Use place value understanding and properties of operations to add and subtract. 		<ul style="list-style-type: none"> • Measure and estimate lengths in standard units. • Relate addition and subtraction to length. • Work with time and money. • Represent and interpret data. 	<ul style="list-style-type: none"> • Reason with shapes and their attributes.

Grade	COUNTING AND CARDINALITY	OPERATIONS AND ALGEBRAIC THINKING	NUMBER AND OPERATIONS IN BASE TEN	NUMBER AND OPERATIONS— FRACTIONS	MEASUREMENT AND DATA	GEOMETRY
3		<ul style="list-style-type: none"> • Represent and solve problems involving multiplication and division. • Understand properties of multiplication and the relationship between multiplication and division. • Multiply and divide within 100. • Solve problems involving the four operations, and identify and explain patterns in arithmetic. 	<ul style="list-style-type: none"> • Use place value understanding and properties of operations to perform multi-digit arithmetic. 	<ul style="list-style-type: none"> • Develop understanding of fractions as numbers. 	<ul style="list-style-type: none"> • Solve problems involving measurement and estimation of intervals of time, liquid volumes, and masses of objects. • Represent and interpret data. • Geometric measurement: understand concepts of area and relate area to multiplication and to addition. • Geometric measurement: recognize perimeter as an attribute of plane figures and distinguish between linear and area measures. 	<ul style="list-style-type: none"> • Reason with shapes and their attributes.
4		<ul style="list-style-type: none"> • Use the four operations with whole numbers to solve problems. • Gain familiarity with factors and multiples. • Generate and analyze patterns. 	<ul style="list-style-type: none"> • Generalize place value understanding for multi-digit whole numbers. • Use place value understanding and properties of operations to perform multi-digit arithmetic. 	<ul style="list-style-type: none"> • Extend understanding of fraction equivalence and ordering. • Build fractions from unit fractions by applying and extending previous understandings of operations on whole numbers. • Understand decimal notation for fractions, and compare decimal fractions. 	<ul style="list-style-type: none"> • Solve problems involving measurement and conversion of measurements from a larger unit to a smaller unit. • Represent and interpret data. • Geometric measurement: understand concepts of angle and measure angles. 	<ul style="list-style-type: none"> • Draw and identify lines and angles, and classify shapes by properties of their lines and angles.

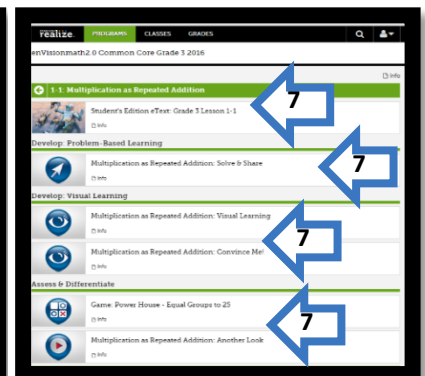
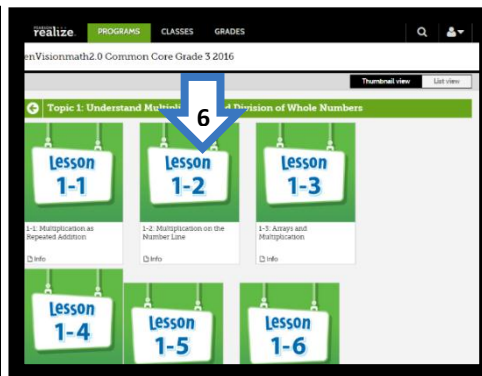
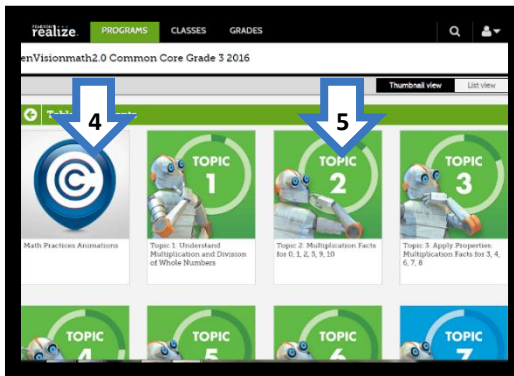
Grade	COUNTING AND CARDINALITY	OPERATIONS AND ALGEBRAIC THINKING	NUMBER AND OPERATIONS IN BASE TEN	NUMBER AND OPERATIONS— FRACTIONS	MEASUREMENT AND DATA	GEOMETRY
5		<ul style="list-style-type: none"> • Write and interpret numerical expressions. • Analyze patterns and relationships. 	<ul style="list-style-type: none"> • Understand the place value system. • Perform operations with multi-digit whole numbers and with decimals to hundredths. 	<ul style="list-style-type: none"> • Use equivalent fractions as a strategy to add and subtract fractions. • Apply and extend previous understandings of multiplication and division to multiply and divide fractions. 	<ul style="list-style-type: none"> • Convert like measurement units within a given measurement system. • Represent and interpret data. • Geometric measurement: understand concepts of volume and relate volume to multiplication and to addition. 	<ul style="list-style-type: none"> • Graph points on the coordinate plane to solve real-world and mathematical problems. • Classify two-dimensional figures into categories based on their properties.

STUDENT VIEW



1. Go to Pearsonrealize.com and click **Sign In**. Use the user name and password provided to your child from the teacher.
2. Need help? Click on the person icon in the upper right and select **Help**.
3. Select one of the following buttons: Programs, Classes or Grades.

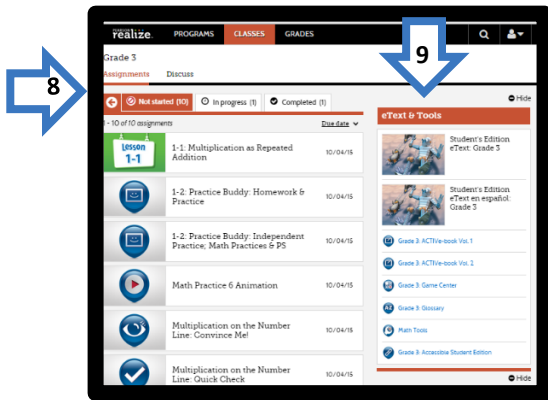
PROGRAMS



4. Click the Math Practices Animations to learn about the eight Standards for Mathematical Practice.
5. Click a Topic to reveal the Lessons within a Topic.
6. Click a Lesson for more resources.
7. Within a lesson select from the following:
 - Student Edition eText
 - Develop: Problem-Based Learning: Solve and Share—students build conceptual understanding
 - Develop: Visual Learning
 - Provides a visual animation to build procedural skills and knowledge
 - Provides students with an interactive tool to demonstrate understanding through the Show Me! (Grades K-2) or Convince Me! (Grades 3-5) features
 - Assess & Differentiate
 - Provides access to games in some lessons
 - Provides help to students and parents about the lesson via Another Look videos

CLASSES

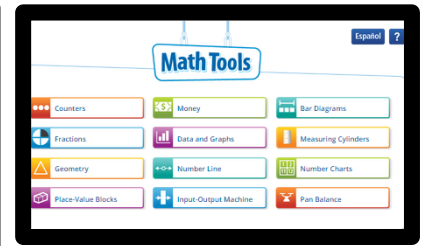
Click the Classes button to access student materials.



GAME CENTER



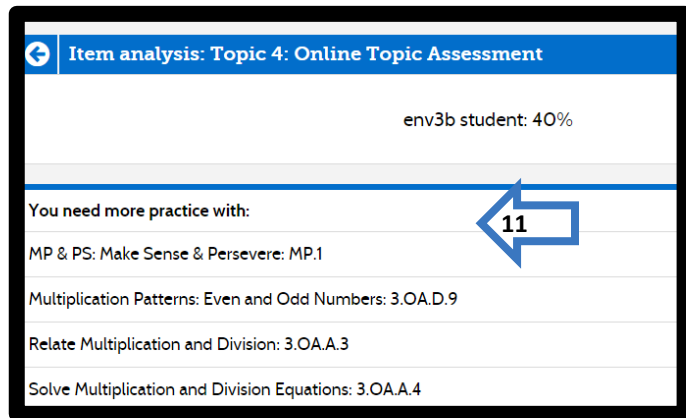
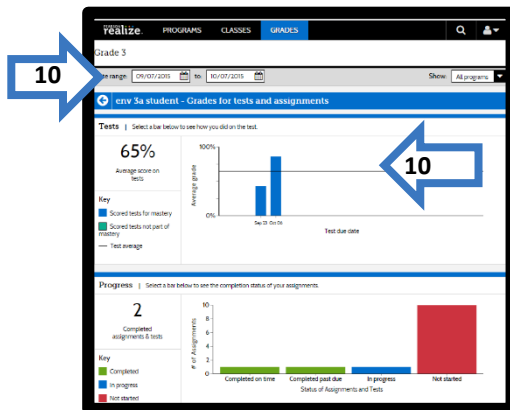
MATH TOOLS



8. Shows the assignments for the student.
 - Note the three tabs-Not Started, In Progress, and Completed.
 - Select an item to view it.
9. On the right side of the screen, you can access the following:
 - Student eText
 - ACTIVE-books-allow you to print a page if your child needs it; alternately, your child can work directly on the page and electronically submit it, but please check with teacher before using the electronic feature
 - Game Center-provides access to online interactive games at the student’s grade level and all other grade levels
 - Glossary-provides an online animated glossary
 - Math Tools-provides online virtual manipulatives; use the question mark symbol to access help with using the tools
 - Accessible Student Edition

GRADES

Click the Grades button to access the student test grades and progress on assignments.



10. Grades for Tests and Assignments are displayed.
 - Note you can change the date range at the top.
 - Click a bar on the graph to display more information.
11. Item analysis for online assessments provides information on the areas for which student need more practice.